

Tips And Tricks Of Playing Beautiful Music Using Saxophone

Embark on a musical journey with the saxophone, a captivating instrument that has captivated audiences for generations. Whether you're a novice seeking to unravel its mysteries or an experienced player yearning to refine your craft, this comprehensive guide will unveil the secrets to unlocking the saxophone's enchanting melodies and soulful tones.

Unveiling the Secrets of Embouchure




Tips And Tricks Of Playing Beautiful Music Using A Saxophone: Improve Your Sound

by Liza Wieland

★★★★☆ 4.8 out of 5

Language : English

File size : 487 KB



Text-to-Speech	: Enabled
Screen Reader	: Supported
Enhanced typesetting	: Enabled
Word Wise	: Enabled
Print length	: 107 pages
Lending	: Enabled



The heart of saxophone playing lies in the embouchure, the positioning of your mouth and lips on the mouthpiece. Master this technique and witness your tone transform from thin and airy to rich and resonant.

- **Firm but Gentle:** Apply gentle pressure with your lips, avoiding excessive tightness or looseness.
- **Centered and Balanced:** Position your lower lip slightly lower than your upper lip, ensuring even pressure distribution.
- **Roll and Direct:** Gently roll your lips inward, directing the airflow into the mouthpiece.

Breathing Techniques for Optimal Performance

BREATHING EXERCISES FOR SAXOPHONE



Breathing is the lifeblood of saxophone playing. Optimize your airflow and sustain notes effortlessly.

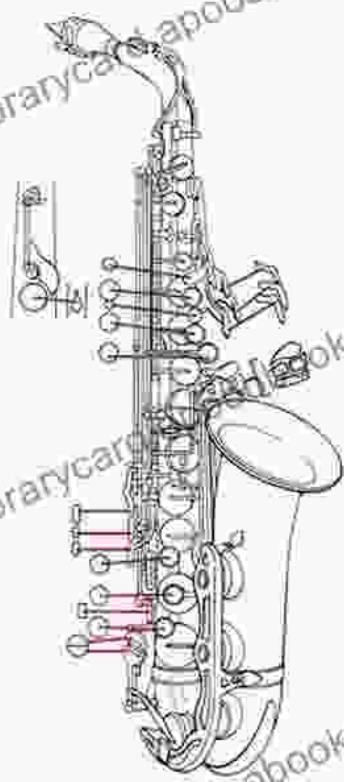
- **Deep and Diaphragmatic:** Inhale deeply from your diaphragm, expanding your abdomen.
- **Controlled Exhalation:** Gradually release air through your diaphragm, maintaining steady pressure.

li>**Phrasing and Articulation:** Use proper phrasing and articulation techniques to create expressive and impactful melodies.

Mastering Scales and Fingerings

E♭ ALTO SAXOPHONE TRILL FINGERING CHART

Move the red key rapidly to produce the trill.
 □ = open
 ● = pressed down



The chart provides fingering diagrams for the following intervals:

- Row 1:** C♯ to D, D to E, E♭ to F, F to G, G to A
- Row 2:** G to A, A to B♭, A to B, A♭ to B, B♭ to C
- Row 3:** B to C, C to D, C♯ to D, D♯ to E, E to F
- Row 4:** E♭ to F, F to G, F to G, A to B, A to B
- Row 5:** B to C, B to C, C to D, C to D, C♯ to D, D to E, E to F, E to F


Each interval is represented by a musical staff showing the notes and a corresponding fingering diagram below it. The diagrams use squares (□) for open keys and circles (●) for keys pressed down. The red key is consistently the lower note of the interval.

Unlock the melodic treasures of the saxophone by mastering scales and fingerings.

- **Major and Minor Scales:** Practice and memorize the major and minor scales in all twelve keys.

- **Chromatic Scale:** Gain dexterity and fluency by practicing the chromatic scale.
- **Fingering Charts:** Refer to fingering charts to ensure accurate note placement.

Embellishments and Improvisation



Add flair and personality to your performances with embellishments and improvisation.

- **Vibrato:** Create subtle or dramatic vibrato effects by slightly oscillating your embouchure.
- **Glissando:** Transition smoothly between notes using glissando techniques.

- **Ad-Libbing:** Let your musical creativity flow with ad-libbing and improvisation, creating unique and captivating melodies.

Tone Quality and Expressiveness



Craft a rich and expressive tone that captivates audiences.

- **Mouthpiece Selection:** Choose a mouthpiece that complements your playing style and desired tone.
- **Reed Strength:** Experiment with different reed strengths to find the perfect balance between projection and ease of playing.
- **Dynamics:** Control your dynamics by varying your airflow and embouchure pressure.

Practice and Perseverance

BASIC LONGTONES

The basic long tone can be played with countless variations. The three offered below are only a starting point. I have found them to be the most effective, and reflect to expanding ones control of the instrument. In addition to the variations in volume, they should be practiced with a **tuner**, and **drone pitch** to help develop a good sense of tuning. Play long tones with a **straight tone**, **constant vibrato**, and a **variable vibrato** (i.e. straight tone at mezzo volume + transference to full vibrato at forte).

A



B



C



Work toward memorization of your warm up routine. Each day write each long tone on every possible pitch, practice your long tones steadily in the following ranges:



The careful study of long tones is the foundation to all other skills. Take the time to observe:

- * Posture
- * Instrument angle
- * Hand position
- * Breathing
- * Embouchure formation
- * Overtones with the sound
- * Visual quality of the tone
- * The attack and release of each note


Consistent practice is the cornerstone of musical growth. Dedicate time each day to honing your skills.

- **Set Realistic Goals:** Establish achievable practice goals to stay motivated.

- **Focus on Technique:** Prioritize technical exercises to improve your accuracy and fluidity.
- **Record and Listen:** Record your practice sessions and listen back to identify areas for improvement.

Playing the saxophone is a journey of discovery and artistic expression. By embracing the tips, techniques, and secrets outlined in this comprehensive guide, you'll transform into a captivating saxophonist, capable of enchanting audiences with the enchanting melodies and soulful tones of this extraordinary instrument.

Unlock your musical potential today and embark on a journey of unparalleled musical growth with the saxophone. Embrace the secrets, practice with dedication, and let the beautiful melodies flow through you.



Tips And Tricks Of Playing Beautiful Music Using A Saxophone: Improve Your Sound by Liza Wieland

★★★★☆ 4.8 out of 5

Language	: English
File size	: 487 KB
Text-to-Speech	: Enabled
Screen Reader	: Supported
Enhanced typesetting	: Enabled
Word Wise	: Enabled
Print length	: 107 pages
Lending	: Enabled





Poignant Story Inspired By True Events For Anyone Who Has Ever Loved And Lost

In the aftermath of a tragic accident, a young woman is left to pick up the pieces of her shattered life. But as she begins to heal, she...



Immerse Yourself in a Mesmerizing Tapestry of Creativity: Spectra by Ashley Toliver

Prepare to be captivated by "Spectra," an extraordinary book penned by the renowned artist, Ashley Toliver. Embark on a captivating literary journey that will transport you to...